



1. Feature of CarPC JoyCon Exd

Hardware feature

- Converts resistive and digital steering wheel remote controls into USB HID keyboard and HID remote controller
- Button auto detection, Resistance range adjustable
- Supported digital steering wheel remote controls :
BMW IBUS, AUDI '99-'04 (LIN), VW '99-'04 (LIN), Renault Clio, Hyundai(digital, Sonata2/3, Marcia, Santamo), Renault SM (digital), Volvo XC70 '03
- Works same as standard USB HID keyboard and HID remote controller by hardware
- 24V tolerant 4 channel resistive(voltage) input
- Supports 28 physical buttons, 52 programmable logical buttons
- Long and Short button for one physical button, up to 5 simultaneous key strokes by one button.
- 2 programmable LED port
- Remote wake-up(resume PC from sleep with steering wheel remote controls)
- Channel Master/Slave selectable
- Supports J2P BUS peripherals(BSGr, CPJ MIX)
- Phone/Mute signal output
- Supports BSGd(Button Signal Generator digital),
BSGd emulates BMW IBUS, AUDI '99-'04(LIN), VW '99-'04(LIN)
- Remote signal output for CPJ MIX
- Temperature range : -40 ~ +85°C

JoyCon Explorer feature(for Windows PC)

- Preset switching by buttons.
- Application Launcher(application launches and pops up with preset switching).
- Voice and OSD by button and preset switching.
- User definable button voice and OSD.
- Rearview by reversing light
- Online firmware update.

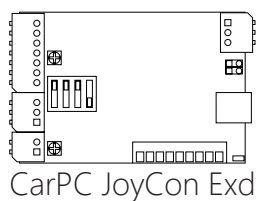
- No external power or driver installation needs. (External power is optional.)

- Available OS : Windows 10, Windows 8, Windows 7, Vista, XP, 2003

JoyCon Explorer does not support Windows XP, Linux, Mac. But JoyCon Exd works on Linux and Mac after it is configured at Windows.

JoyCon Explorer does not support Android devices. But JoyCon Exd works on Android devices (from Android version 3.1) after it is configured at Windows.

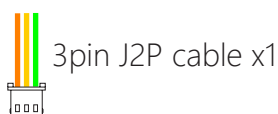
2. Contents



CarPC JoyCon Exd



1CH cable x1



3pin J2P cable x1



7pin cable x1



3pin LED cable x1



9pin cable x1

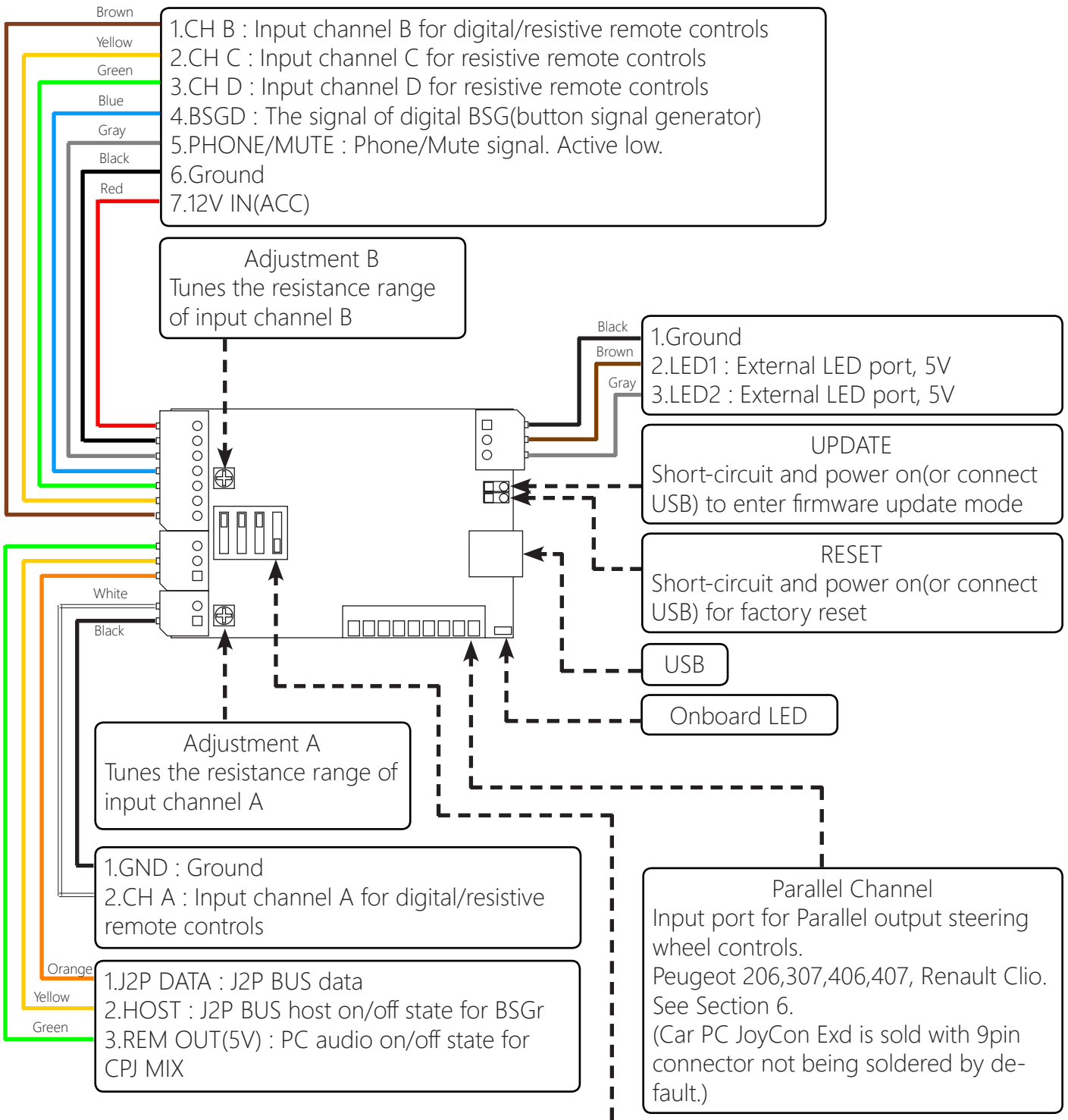
9pin connector

Heat Shrinkable Tube x2

Short Manual

*USB A-mini B 5P cable and JoyCon Explorer CD is optional. You can download JoyCon Explorer at www.rcjoycon.com

3. Board Layout



DIP switch
Configures Channel A/B input signal

OFF ON

		OFF	ON
1	J2P Mode	Slave	Master
2	CH A	Resistive	BMW IBUS
3	CH A	Digital	Resistive
4	CH B	Digital	Resistive

The latest JoyCon Exd full manual is
<http://www.rcjoycon.com/mn/cpjexd>

